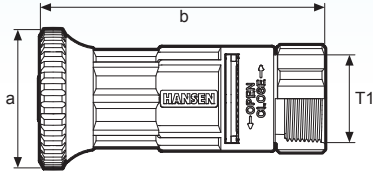


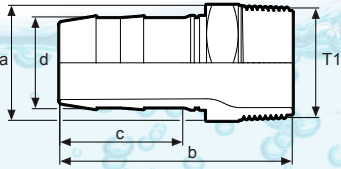
## Technical Specifications

### Hansen Turbo-Twist Dimensions

Product Description	Product Code	TI BSPT	a mm	b mm
Turbo Twist Washdown Nozzle	HWDNTT	1-1/2"	77.4	156.0



Product Description	Product Code	TI BSPT	a mm	b mm	c mm	d mm
40x40mm Washdown Hose Tail	HWDHT404	1-1/2"	49.5 AF	100.0	53.0	39.5
40x32mm Washdown Hose Tail	HWDHT404	1-1/2"	49.5 AF	34.0	53.0	33.0



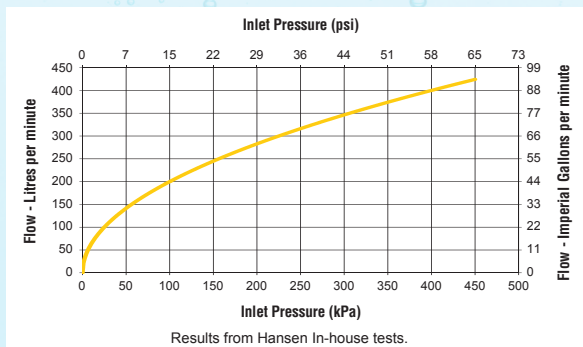
### Hansen Turbo-Twist Parts & Materials

- 2840 Clip** - Glass Fibre Reinforced Acetal
- 2800 Rear Body** - Glass Fibre Reinforced Nylon\Polyketone
- 2805 Turbo Twist Body** - Glass Fibre Reinforced Nylon\Polyketone
- 2850 Tip** - Thermoplastic Polyester Elastomer
- 2860 Turbo Twist Bumper** - Thermoplastic Vulcanizate
- O'rings** - EPDM

### Hansen Turbo-Twist Working Pressure

Hansen Turbo-Twist Maximum Working Pressure; 8 Bar 1000 kPa. 145 psi @ 20°C

### Hansen Turbo-Twist Flow Chart



## Frequently Asked Questions

- Q** How many sizes does the Turbo-Twist come in?  
**A** The Turbo-Twist is available in a range of versatile connection styles for 32mm & 40mm washdown hose and male or female threaded end connections for custom applications
- Q** What is the pressure rating?  
**A** The Hansen Turbo-Twist is pressure rated to 8 Bar 1000 kPa. 145 psi @ 20°C
- Q** What temperature can the water be when using the Hansen Turbo-Twist?  
**A** 65° Celsius.
- Q** Are there replacement parts for the Hansen Turbo-Twist?  
**A** Yes there is a range of replacement parts available for the Hansen Turbo-Twist.
- Q** Is the Turbo-Twist adjustable?  
**A** Yes they have a wide range of action and are quickly adjustable between open to fully closed
- Q** How much water does the Turbo-Twist use?  
**A** This is determined in part by your existing washdown system. The best way to move dirt etc is a combination of flow and velocity, which Hansen have taken into account when designing the Turbo-Twist.
- Q** What applications can I use a Turbo-Twist?  
**A** Ideal for yard wash, or any other applications that require a combination of flow, pressure and velocity such as washing vehicles.
- Q** Will the Turbo-Twist wash a wide strip?  
**A** No but our Turbo-Sweep has been designed to wash a 900mm wide strip, and includes an economy mode, normal mode and wide mode all in the one nozzle.
- Q** What hose clamp can I use on the Turbo-Twist?  
**A** Hansen have developed a new clamping system which eliminates the traditional stainless steel clamp method. The new Easy Clamp will not cut your hands or wrist, although any hose clamp can be used.
- Q** I'm sick of having to un-twist my hose every day after washing down - how can you solve this?  
**A** Hansen have developed a thoroughly modern connection, the Ultimate Swivel, allows you to complete your washdown without the washdown hose twisting, as you make your way around the yards.

**HANSEN PRODUCTS (NZ) LIMITED**  
 PO Box 809 • Whangarei • New Zealand  
 P: +64 9 430 4140 F: +64 9 430 4141  
 E: info@hansenproducts.com  
 W: www.hansenproducts.com



Available From:

# HANSEN™

## Turbo-Twist

**20% MORE CLEANING POWER\***

# WASHDOWN NOZZLE



HD8323 1810

www.hansenproducts.com



## Best Installed Value

Hansen takes the next leap forward with the introduction of their high quality *Turbo* Nozzle range. Using best quality materials and innovative design features, the *Turbo* range delivers a robust user friendly set of Nozzles designed to make washdown less of a chore and more of a working pleasure. With speed and overall performance in mind the *Turbo* Nozzles are a must have for effective washdowns.

The Hansen *Turbo-Twist* Nozzle takes traditional washdown to the next level by providing a concentrated jet like stream that works effectively to dislodge and move dung, dirt and residue from concrete washdown surfaces with ease and brilliance. A simple twist and go action delivers a flow that can be tailored to your particular needs from low to full high *Turbo* power, making the Hansen *Turbo-Twist* suitable for virtually any washdown environment. Adding to that the versatility of being able to be used in other settings such as industrial, marine, yard and vehicle, it's a great all rounder that'll leave you more than satisfied.

With over 60 years experience in manufacturing high quality products for optimal water and fluid delivery, Hansen Products have built a reputation for providing high performance, easy to use, innovative, simple products that provide our customers with "Best Installed Value".

All Hansen products carry our Limited Lifetime Warranty\*

\*For more information on our warranty please visit [www.hansenproducts.com/legal.htm](http://www.hansenproducts.com/legal.htm)

## Features & Benefits


- **A Better Way to Wash** - Test results demonstrate you will save time with a higher and more concentrated flow, delivering 20% more cleaning power in comparison to comparable products\*
- **Easy Turn Action & Built in Click** - Allows for control of flow, with the clever reverse click and prevents turning on if dropped
- **Quality Guarantee** - Hansen's Limited Lifetime Warranty means you will only ever buy a nozzle once



# A Better Way to Wash

### HANDLES HARD KNOCKS

Absorbs shock and gives maximum resistance when dropped on hard surfaces.



### HARD WEARING MATERIALS

Industrial strength materials for a long life.



### EASY TWIST ACTION

Great range of flow, with a simple twist action.



### CLEVER REVERSE CLICK

### EASY TURN ACTION & BUILT IN CLICK

Allows for control of flow, with the clever reverse click and prevents turning on if dropped.

### 20% MORE CLEANING POWER

A Better Way to Wash - Test results demonstrate you will save time with a higher and more concentrated flow, delivering 20% more cleaning power in comparison to comparable products.\*



### QUALITY GUARANTEED

Hansen's Limited Lifetime Warranty means you will only ever buy a nozzle once.



### Turbo CHARGED JET POWER

Deliver maximum cleaning power with concentrated flow.

### THE TURBOTWIST ARE IDEAL FOR

- Yard Washing
- High Pressure Washing
- Meat Works
- Factories
- Marine

### EASY GRIP BODY

Provides excellent grip when working with wet hands.



### ADD THESE CONNECTION OPTIONS

Available separately are a range of versatile connection accessories for 32mm and 40mm washdown hose and male or female threaded end connections.

### ULTIMATE SWIVEL

No more annoying hose twists. Add a Hansen Ultimate Swivel.



### CUSTOM

Add Male & Female threaded end swivel connections.



### BASIC STYLE

Add Hansen male hose adaptors for easy connection.

### NO MORE CUT HANDS

No more broken or rusty clamps. Add a Hansen Easy Clamp.

\*based on in-house testing and competitors available data